

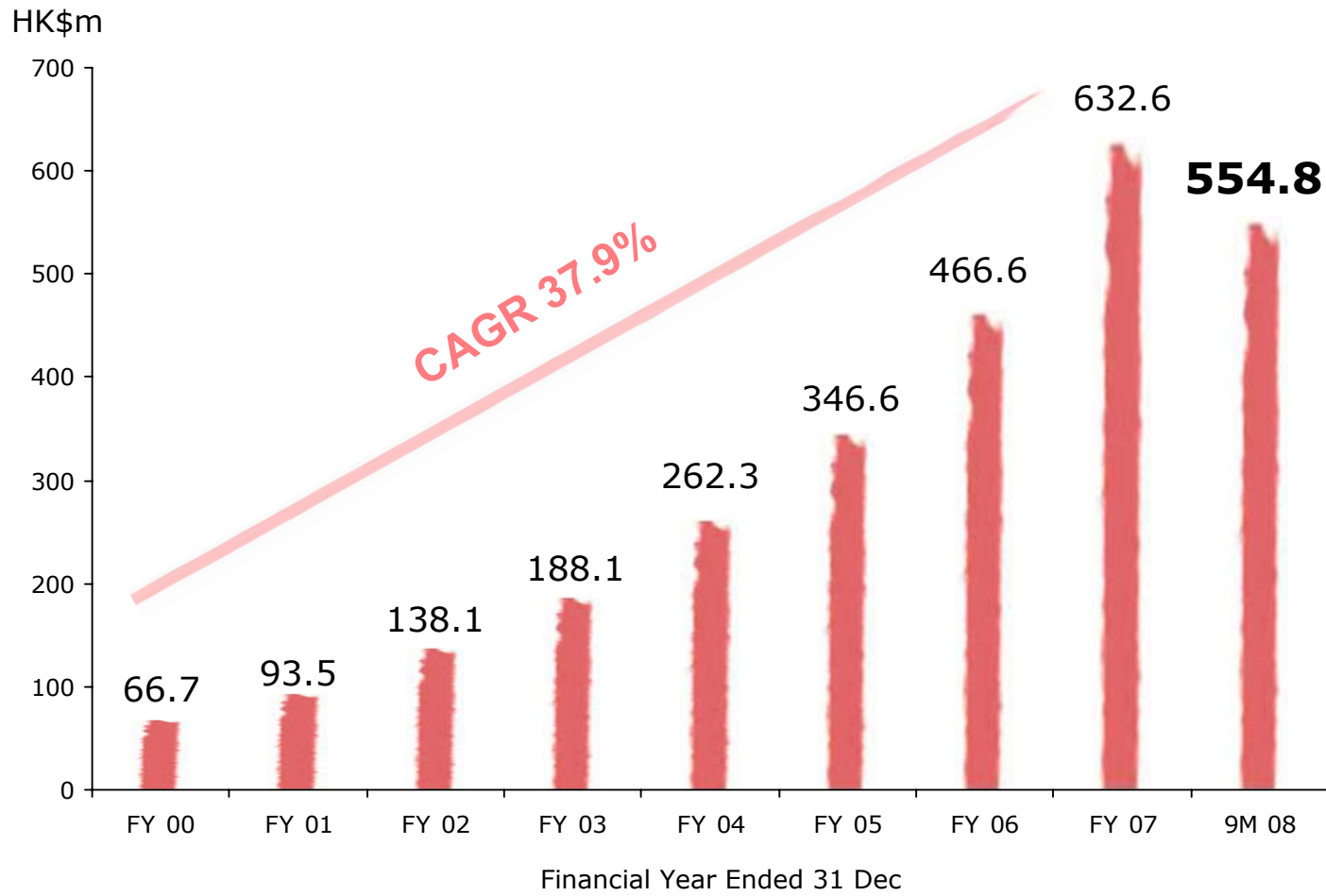
Financial Summary

	3 months ended 30 Sep			9 months ended 30 Sep		
	3Q FY08 (HK\$m)	3Q FY07 (HK\$m)	Growth (%)	9M FY08 (HK\$m)	9M FY07 (HK\$m)	Growth (%)
Revenue	245.6	188.0	30.7	554.8	421.3	31.7
Gross Profit	158.6	117.0	35.5	354.1	263.5	34.4
Net Profit	61.9	52.2	18.6	140.9	122.3	15.2
Basic EPS*	17.4 HK cents	15.3 HK cents	13.7	39.9 HK cents	35.7 HK cents	11.8
Fully-diluted EPS^	N.A.	15.1 HK cents	N.A.	39.7 HK cents	35.3 HK cents	12.5

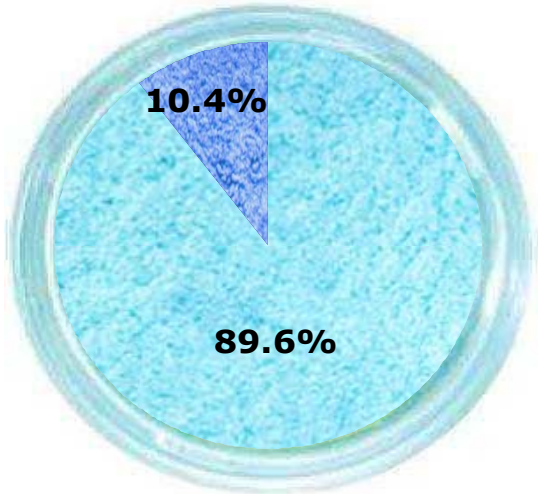
* Based on weighted average issued share capital of 3Q FY08: 356,388,108 (3Q FY07: 342,360,620) shares and 9M FY08: 353,367,591 (9M FY07: 342,360,620)

^ Based on weighted average number of issued shares and dilutive potential shares of 3Q FY08: N.A. (3Q FY07: 346,612,976) shares and 9M FY08: 354,582,866 (9M FY07: 346,122,322)

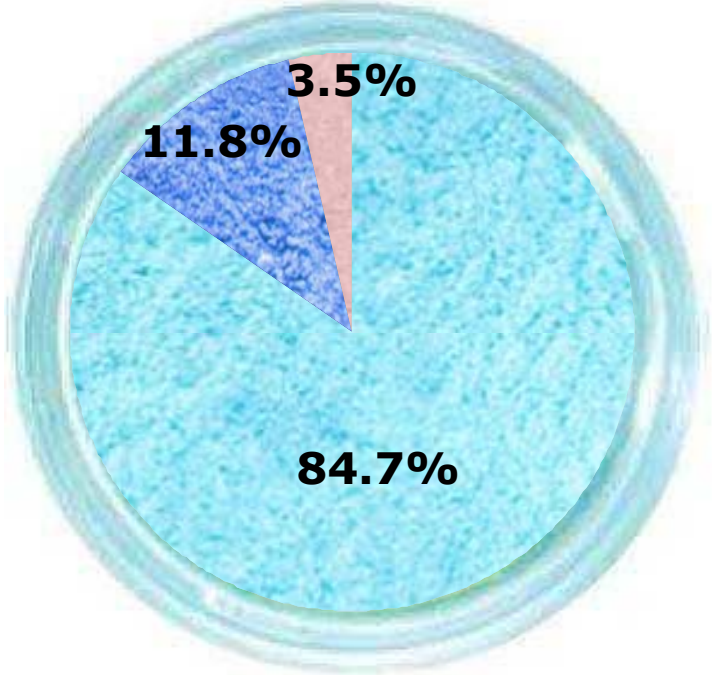
Revenue



Revenue by Activities



3Q FY07



3Q FY08

-  **Brand Business**
-  **Colour Zone**
-  **CharmingLady**
-  **Manufacturing Business**

Net Profit

